

The High-Security Series

HS427-S • HS430-S

Full-Height Turnstile (Single) • Interior & Exterior Application

HS439-S • HS448-S

Controlled Access manufactures the most reliable full-height turnstiles available. The High-Security Series units can be engineered to meet all your security and control requirements, and can be created as stand-alone units, or as part of an integrated system. Available in stainless steel, powder coat or a hot-dipped galvanized finish, these units can be fitted for any application with leading edge technology and features.

Controls and Interfaces

- Biometric Integration
- Card Readers
- Electronic/LCD Counters
- Metal Detection
- Fail-Open or Fail-Secure Locking
- Push-Button and Wireless Remotes
- Manual Key Override – both directions
- Indicator Lights



Size Options

(pedestrian clearance):

HS427-S: 27" (686mm)

HS430-S: 30" (782mm)


HS439-S: 39" (991mm)

HS448-S: 48" (1219mm)

**304 Stainless,
No. 4 Satin finish (shown)**

Also available in
hot-dipped galvanized or
powder coat finishes.

Optional end caps
available.
(inset photo below).



**We're the #1 Choice
of Top Architects,
Security Pros and
Government Engineers**

For two decades, Controlled Access has been the globally trusted name in pedestrian control equipment. Made in Ohio and shipped worldwide, we are the first choice of leading architects, facility managers, security consultants and government engineers. Whether your project requires high-security, full-height turnstiles, waist-high units, or matching ADA accessible gates, Controlled Access is the secure choice. And, we're experienced in access control systems, from card readers to biometric scanning, to give you the power to control access.



Made in Ohio...
In-Service World-Wide

	Depth	Width	Passage Width	Passage Height	Overall Height
	A*	B*	C*	D*	E*
HS427-S	54" 1372mm	62" 1575mm	27" 686mm	84" 2134mm	91" 2311mm
HS430-S	56" 1422mm	66" 1676mm	30" 762mm	84" 2134mm	91" 2311mm
HS439-S	68" 1727mm	84" 2134mm	39" 990mm	84" 2134mm	91" 2311mm
HS448-S	93" 2362mm	106" 2692mm	48" 1219mm	84" 2134mm	91" 2311mm

* See CAD drawings on reverse side.

CA CONTROLLED ACCESS, INC.

1515 West 130th Street • Hinckley, Ohio 44233 • Ph: 330.273.6185 • Fax: 330.273.4468 • Toll-Free Ph: 800.942.0829 • Toll-Free Fax: 800.942.0828
E-mail: sales@controlledaccess.com • www.controlledaccess.com

The Leader in Pedestrian Control Systems

The High-Security Series

HS427-S • HS430-S

Full-Height Turnstile (Single) • Interior & Exterior Application

HS439-S • HS448-S

Applications:

Ideal for controlling orderly flow of foot traffic in both indoor and outdoor settings

Product Features:

Materials and Finishes available in your choice of:

- Hot dipped galvanized carbon steel
- Polyester enamel on carbon steel (standard color is black/ other colors available upon request)
- Our signature 304 Stainless steel/ No. 4 satin finish

Design & Construction:

- Designed for secure operation with aesthetics in mind
- Featuring fully welded exterior components
- Minimal exposed hardware
- Heavy gauge materials meeting ASTM standards

Controller &

Access Control Operation:

- Self-centering control head with adjustable hydraulic shock suppression
- Hardened tool steel locking bars, cam and roller assemblies
- Permanently lubricated bearings
- All units are available in clockwise, counter-clockwise or bi-directional passage

Measures:

HS427-S

Size of opening (pedestrian clearance)

HS427-S 27" (686mm)

Arm and Barrier Tubing Sizes

1 1/2" diameter 14 gauge (38mm) - Standard

1 3/4" diameter 14 gauge (44mm) - Optional

Width	Depth
62" (1575mm)	54" (1372mm)

HS430-S

Size of opening (pedestrian clearance)

HS430-S 30" (762mm)

Arm and Barrier Tubing Sizes

1 1/2" diameter 14 gauge (38mm) - Standard

1 3/4" diameter 14 gauge (44mm) - Optional

Width	Depth
66" (1676mm)	56" (1422mm)

Measures: (continued)

HS439-S

Size of opening (pedestrian clearance)

HS439-S 39" (991mm)

Arm and Barrier Tubing Sizes

1 3/4" diameter 14 gauge (44mm)

Width	Depth
84" (2134mm)	68" (1727mm)

HS448-S

Size of opening (pedestrian clearance)

HS448-S 48" (1219mm)

Arm and Barrier Tubing Sizes

1 3/4" diameter 14 gauge (44mm)

Width	Depth
106" (2692mm)	93" (2362mm)

All models:

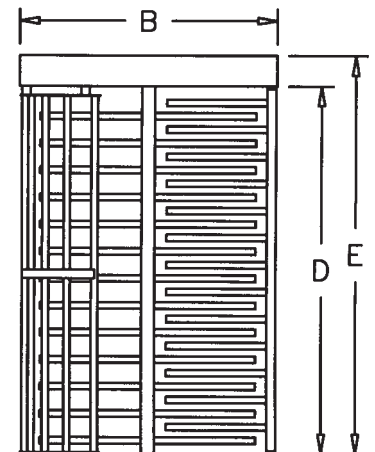
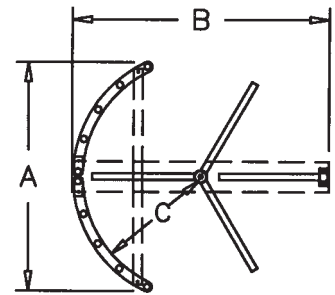
- Overall exterior height 91" (2311mm)
- Pedestrian walk through height 84" (2134mm)

Options:

- Electronic locking module featuring heavy-duty 24 vdc pull-type industrial solenoids and card reader interface
- Available in Fail-Safe (open on power failure) or Fail-Lock (lock on power failure modes)
- Can interface with card readers, computer attendance systems, coin and token acceptors, push buttons, wireless remote controls and metal detectors
- Electronic 6 digit resettable counter with LCD display and ten-year lithium battery
- Vertical Graphic Array (VGA) red x / green arrow
- Additional options available on request

Matching Swing Gate available

(see model HS336 Manual Passage Gate information)



Electrical Specifications:

Command module input 110-240 VAC (2 amp-1 amp) 50-60 Hz; control voltage 24 VDC. All electrical components are UL recognized and CSA certified.

Standards and Codes:

Austenitic stainless steel: ASTM A240, A249, A276

Hot rolled steel: AISI C-1020, AISI C-1018

Hot dipped galvanizing: ASTM A-143, ASTM A-153-80

Stainless steel fasteners: ASTM A-320

American Welding Society (AWS) Standard D 1.1

Warranty:

Units are warranted against defects in materials and workmanship for a period of one year from date of delivery. See warranty information for specific details.