





















6500 Parts List

Index Pin All Models: #6532 \$108.19 	Index Tubing All models: #6520 \$26.90 	Index Spring WH Models: #1106 \$5.31 FH Models: #1108 \$5.31 ADA Gates: #1107 \$5.31 
Control Head Casting Top Casting: #0372 \$179.10 Bottom Casting: #0373 \$179.10 	Top Casting Bearing All Models: #1641 \$24.81 	Bottom Casting Bearing All Models: #7208 \$23.22 
Hydraulic Shock 427/430/T-80/WH/ADA Models #6560 \$149.72 439/448 Models: #6561 \$224.90 	Shock Housing 427/430/T-80/WH/ADA Models #6535 \$154.26 439/448 Models: #6541 \$162.00 	WH Arm Adaptor Proximity Sensor Cam #2030 \$57.74 
Solenoid All Models: #6051 \$59.59 	Locking Bar Linkage Fail Open: #6518 \$10.00 Fail Lock: #6519 \$10.00 	Locking Bar All Models: #0381 \$34.23 
Solenoid Springs Fail Open: #6510 \$7.35 Fail Lock: #6016 \$7.35 	Cam Assembly (specify limit/prox) 427/430/T-80/WH Models #0401 \$215.77 439/448/P-60 Models #0407 \$238.05 ADA Gate (Specify Model) #0402 \$190.75 	Limit Switch Cam Standard: #2267 \$25.00 ADA Gate: #2268 \$27.87 One-Way: #2269 \$58.92 
Power Supply - 110VAC 24VDC Standard: #0780 \$46.84 (Alternate power supplies available upon request) 	Control Board Standard: #0789 \$189.96 Motorized Gate: #0790 \$406.89 	Limit Switch Standard: #2180 \$24.72 One-Way: #1700 \$58.92 
Proximity Sensor #7212 \$150.83 	Proximity Sensor Bracket #6589 \$10.00 	Complete control heads are available. Contact us for pricing details.

All pricing subject to change without notice.
 All orders are shipped via UPS. Expedited shipping available upon request.
 All orders under \$500.00 require credit card payment before shipment.

Date: 4/1/2011