


The Executive™ Series Waist-High

ADA Swing Gate with Trapezoid End | Interior Application

EX200-Z-ADA |
EX200-ZL-ADA

The Executive™ Series is our premier interior application unit. It is ideal for prestige settings such as banks, offices, embassies, and museums. This highly versatile line can take on any look. It features our signature 304 stainless steel/ No. 4 satin finish with a solid surface top to match your design needs.



EX200-Z-ADA
(gate can be motorized)


EX200-ZL-ADA
(side lights)

We're the #1 Choice of Top Architects, Security Pros and Engineers

For more than 30 years, Controlled Access has been the globally trusted name in pedestrian control equipment. Made in Ohio and shipped worldwide, we are the first choice of leading architects, facility managers, security consultants, and engineers. Whether your project requires high security full-height turnstiles, waist high units, or matching ADA accessible gates, Controlled Access is the secure choice. We're experienced in access control systems, from card readers to biometric scanning, to give you the power to control access.



Standard top selections include:



* Subject to availability

CA CONTROLLED ACCESS, INC.
Turnstiles and ADA Gates
The Leader in Pedestrian Access Control

1636 West 130TH Street
Brunswick, Ohio 44212
www.controlledaccess.com

PH: 330.273.6185 | Fax: 330.273.4468
Toll-Free Ph: 800.942.0829 | Toll-Free Fax: 800.942.0828
E-mail: sales@controlledaccess.com

The Executive™ Series Waist-High

ADA Swing Gate with Trapezoid End | Interior Application

EX200-Z-ADA |
EX200-ZL-ADA

Applications:

This ADA compliant unit is the matched partner to the EX200-Z interior application unit. It is designed for controlling the orderly flow of foot traffic in prestige settings such as banks, offices, embassies and museums.

Product Features:

Materials and Finishes:

- **Lid:** A solid surface (or wood) top with your choice of 12 standard colors selections. Custom colors and Corian™ can be quoted
- **Cabinet:** Our signature 304 stainless steel/ No. 4 satin finish

Design & Construction:

- Designed for secure and reliable operation with aesthetics in mind
- Cabinet constructed of 304 stainless steel/ No. 4 satin finish
- Arms constructed of 1-5/16" (33.4mm) diameter (12 gauge) stainless steel
- Triple strand chain drive with adjustable chain tensioners
- Minimal exposed hardware

Dimensions:

- **Height:** 38.925" (988.7mm)
- **Width:** 47.250" (1200.1mm)
- **Depth:** 36.750" (933.4mm)
- **Passage Way:** 36" (914.4mm)

* Dimensions are subject to change without notice



Our matching waist high turnstile (EX200-Z) is available for the Executive Series.

Operation Features

6500 Series Control Head:

- Auto-indexing (self-centering) with adjustable hydraulic shock suppression
- Hardened tool steel locking bars, cam and roller assemblies
- Permanently lubricated bearings
- Your choice of manual or electronic control on both directions
- Nearly universal integration to any number of access control systems
- Your choice on each electronic direction of locking or unlocking on power failure

Options:

- 8 digit key resettable LCD counter with seven year lithium battery
- Bi-directional key overrides (fail open only)
- ADA push to exit placard button
- Variable speed self-opening motorized arm
**comes with safety clutch to prevent injury*
- Daylight visible indicator lights
- Corian™, wooden or other alternate top choices outside of our standard selection
- Additional options available upon request

Warranty:

Units are warranted against defects in materials and workmanship for a period of one year from date of delivery. See warranty information for specific details.

Electrical Specifications:

Input Voltage: 100-240 VAC
Input Current: 1.3 - .55 A
Frequency: 50/60 Hz

Storage Temperature: -40 to 158°F
Operating Temperature: -4 to 131°F

Operating Voltage: 24VDC
Operating Current: 1.2 A (typical)

Standards and Codes:

Austenitic stainless steel:
ASTM A240, A249, A276

Hot rolled steel:
AISI C-1020, AISI C-1018

All fasteners provided meet IFI ANSI/ ASME Fastener Standards

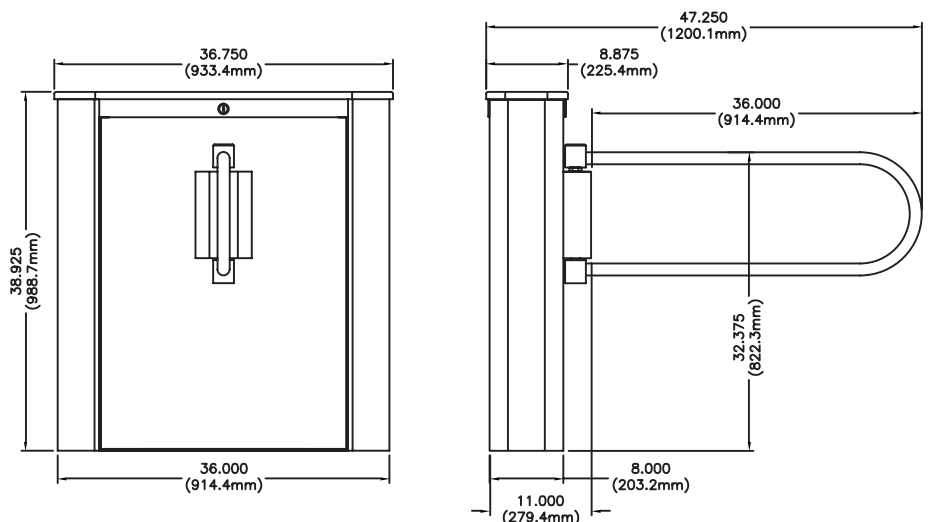
American Welding Society (AWS)
Standard D 1.1



The 6500 Series Control Head is certified to conform to the following standards:
UL 294, UL 325, UL Subject 2593,
CAN/ULC S319 & CSA C22.2#247



Controlled Access, Inc. is certified by Advantage International Registrar to be an ISO 9001:2015 company



* Dimensions are approximate