
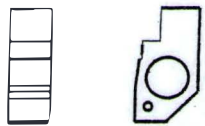


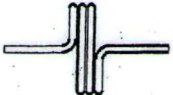




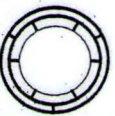

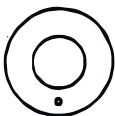


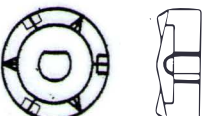
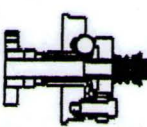




Controlled Access, Inc.

1515 West 130th Street • P.O. Box 430 • Hinckley, Ohio 44233
 Ph: (330) 273-6185 • 800-942-0829 • Fax: (330) 273-4468 • 800-942-0828
 Sales@CONTROLLEDACCESS.COM
 CA-1000-S-Manual Control Head

 <p>CA- 1228 SHAFT- T- EBS</p>	 <p>CA- 1234 INDEX CAM</p> <p style="text-align: right;">*</p>
 <p>BEARING INA #S1212 2 REQUIRED</p>	 <p>CA- 1235 CAM SLEEVE</p>
 <p>CA- 1236 CAM SPRING CCW</p> <p style="text-align: right;">*</p>	 <p>CA- 1221 3" HUB EBS</p>
 <p>CA- 1237 CAM SPRING CW</p> <p style="text-align: right;">*</p>	 <p>3/ 4" SAE WASHER 2 REQUIRED</p>
 <p>CA- 1238 INDEX SPRING & 1/ 4" SPRING PIN</p> <p style="text-align: right;">*</p>	 <p>CA- 2160 TRANTORQUE</p>
 <p>3/ 8- 16 X 1/ 2" X 1 1/ 4" SHOULDER BOLT</p> <p style="text-align: right;">*</p>	 <p>THRUST BEARING DBB61004</p>
 <p>.750 BALL 3 REQUIRED</p>	 <p>5/ 16- 18 SS HEAD CAP SCREW (3) 3/ 4" LG (3) 1/ 2" LG</p>
 <p>CA- 1233 INDEX BLOCK</p>	 <p>COMPLETE CONTROL SPECIFY CW OR</p>